

A PRODUCT FOR EVERY PROJECT

“The ideal drainage solution for petrol station applications”.

MEA Drain Supreme Series

Secure, rattle free and robust helps to make MEA Precast Polymer Concrete channels an ideal drainage solution for Petrol Stations.

Combined with our Heavy Duty Ductile Iron Heelguard grates, the complete system adds reliability and functionality. A multitude of available clear openings and depths ensures that we can match a product to your hydraulic requirements.

Due to its high quality and cost advantages, MEA Drain has been installed at many petrol stations nationwide. With a load rating of up to Class G our MEA drain C series channels have also been used in an array of projects from Highways to Airports across Australia, New Zealand and the world.

We have a complete catalogue with all of our products and supporting technical documentation which we can provide on request.



MEA Polymer Concrete



The Quality Material

The special polymer concrete from MEA® is remarkable for its outstanding physical and chemical properties. These make it an extremely reliable and versatile material in even the toughest conditions.

The material – natural mineral products like quartz, basalt and granite, bonded together with a resinous mixture – is particularly robust and has an extremely high flexural tensile strength and compressive strength.

The material at a glance

- > Impermeable, virtually pore-free.
- > Highly resistant to chemicals, oils and other chemically aggressive substances.
- > Predominantly made of natural, mineral raw materials, like quartz, basalt and granite.
- > Significantly lighter than comparable concrete channels.



Another impressive feature of drainage channels in polymer concrete is that they are significantly lighter than conventional concrete channels, making them considerably easier to install. Because they are particularly resistant to liquid chemicals, MEA® Channels in polymer concrete are the product of choice when it comes to eco-friendly drainage solutions and the protection of groundwater. The numerous benefits of MEA®'s specially developed polymer concrete are what make this material the successful basis for the MEA®DRAIN Supreme channel system.

Compressive strength	≥ 90 N/mm ²
Flexural tensile strength	≥ 22 N/mm ²
Water adsorption	Below 0.05%
Modulus of elasticity	25-35 kN/mm ²
Density	2.1 - 2.3 kg/dm ³
Water ingress depth	0 mm ²
Material structure	Capillary-free – ideal for the rapid discharge of water and dirt particles
Channel body weight	up to 75 % lighter than conventional concrete channels
Material structure	Highly resistant to liquid chemicals (pH range 3 to 9)
Workability	Suitable for grinding disks, rock drills and chisels
Environmental compatibility	Eco-friendly building material with mineral admixtures
Ageing resistance	Entirely frost proof, wear-resilient, and maintenance-free

Specification Information

Channel Systems

C 1000



Clear width: 100 mm
Total width: 140 mm
Depth options: from 150 to 300 mm

- Constant depth
- Also with integrated outlet connector
- Loading class A10 to G900


C 2000



Clear width: 200 mm
Total width: 240 mm
Depth options: 220/280/330/380 mm

- Constant depth
- Also with integrated outlet connector
- Loading class A10 to G900

C 3000




Clear width: 300 mm
Total width: 370 mm
Depth options: 390 or 490 mm


- Constant depth
- Also with integrated outlet connector
- Loading class A10 to G900

Grate Options

Ductile Iron Longitudinal Heelguard Grate (Z/A/C Series)



Ductile Iron Slotted Grate (C Series)



Accessories

End Caps



Inline Sump



Long and Short Gully Options for C Channel System



8 Point Bolt Locking Mechanism for C Channel System



*Shallow versions of C2000 also available in 100 & 220mm depth. C3070.0 (760mm depth) & C4000.0 (400mm c/o, 465mm depth) also available. Ductile Iron Channel grates available in AS 3996 Load Classes D210- G900. Hydro also supply channel grates in composite, galvanised and stainless steel.

Load Class Table

ICON	LOAD CLASS	kN	USES	WHEEL LOADS (Approx.)	LOAD CLASS	kN
	A	10	<ul style="list-style-type: none"> PEDESTRIANS CYCLISTS 	330kg	A	15
	B	80	<ul style="list-style-type: none"> PASSENGER VEHICLES LIGHT VEHICLES 	2,670kg	B	125
	C	150	<ul style="list-style-type: none"> HEAVY COMMERCIAL VEHICLES SLOW MOVING 	5,000kg	C	250
	D	210	<ul style="list-style-type: none"> HEAVY COMMERCIAL VEHICLES ROADWAYS 	8,000kg	C	250
	E	400	<ul style="list-style-type: none"> INDUSTRIAL ZONES 	13,700kg	D	400
	F	600	<ul style="list-style-type: none"> SUBJECT TO HIGH WHEEL LOADS OF DOCKS & AIRPORTS 	20,000kg	E	600
	G	900	<ul style="list-style-type: none"> SPECIAL SURFACES SUCH AS AIR TRAFFIC AREAS WITH EXTREME HIGH WHEEL LOADS 	30,000kg	F	900

Other Petrol Station Products

Did you know Hydro are also the suppliers of-

- Galvanised Steel Grates & Frames
- Ductile Iron and composite Access Covers
- Storm and Electrical Polymer Concrete Pits & Risers
- HDPE Covers and lids
- Custom Stainless Trough Systems



Hydro Construction Products - A product for every project

